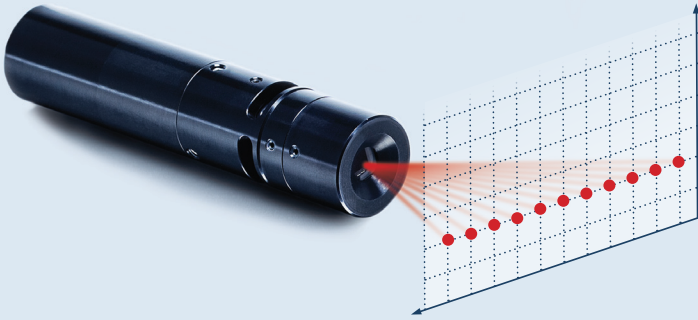


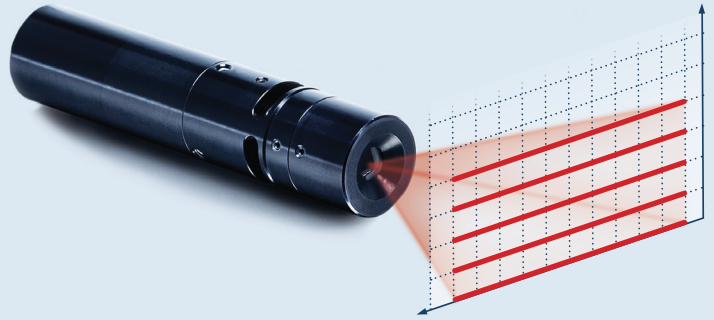
MULTI-DOT AND MULTI-LINE STRUCTURED LIGHT PATTERNS

Osela's Multi-Dots and Multi-Line pattern are based on a combination of Diffractive (DOE) and refractive optics. The DOE efficiently splits the beam with a precise angular spacing while maintaining the properties (dimension, divergence, and polarization) of the input laser. The DOEs are high quality diffraction gratings etched directly into fused silica providing stability over time and temperature as required in the most demanding industrial applications.

MULTI-DOT PATTERN



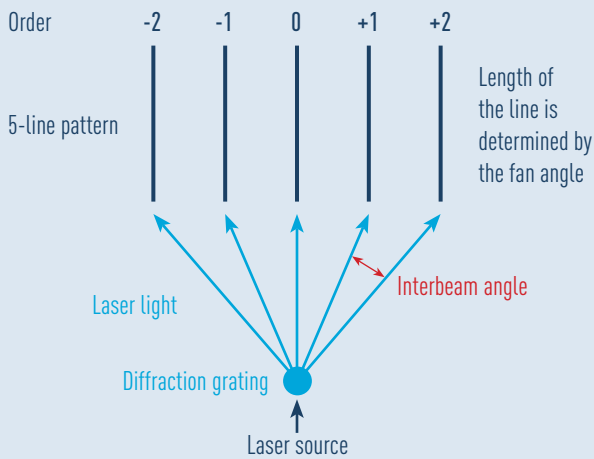
MULTI-LINE PATTERN



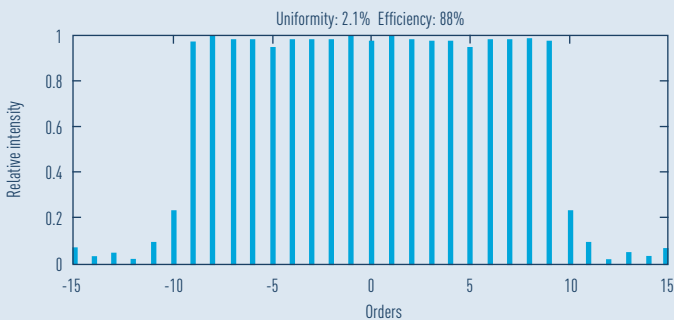
SPECIFICATIONS

Efficiency	>80%
Uniformity beam to beam	<30% (typical <20%)
Operating wavelength	660nm (other wavelength available upon demand)
DOE substrate material	Etched fused silica
Available fan angles for Multi-Line	1, 5, 10, 15, 20, 30, 38, 45, 60, 75

NUMBER OF BEAM	INTERBEAM ANGLE	CODE OF MULTI-DOT	CODE OF MULTI-LINE
3	1.5°	3D-1.5	3L-1.5
	5.0°	3D-5	3L-5
5	0.23°	5D-0.23	5L-0.23
	0.5°	5D-0.5	5L-0.5
	1.55°	5D-1.55	5L-1.55
7	5°	7D-5	7L-5
9	0.11°	9D-0.11	9L-0.11
11	1.5°	11D-1.5	11L-1.5
15	2.3°	15D-2.3	15L-2.3
19	0.77°	19D-0.77	19L-0.77
33	0.38°	33D-0.38	33L-0.38
59	0.65°	59D-0.65	59L-0.65
65	0.34°	65D-0.34	65L-0.34
	0.4°	65D-0.4	65L-0.4
99	0.149°	99D-0.149	99L-0.149



EXAMPLE OF A 19 DOTS MULTI-DOT PATTERN



For dots, use the letter D after the desired number of beams and for Lines use the letter L followed by the desired interbeam angle. i.e.: for 65 lines with 0.34° interbeam angle, the code is-65L-0.34. Then add this suffix to SL or CL laser series part number ex: SL-660-50-S-A-20-65L0.34, where 20 stands for the fan angle, the 65L stands for 65 Lines and the 0.34 for 0.34° Interbeam angle.